

PRO-PAD



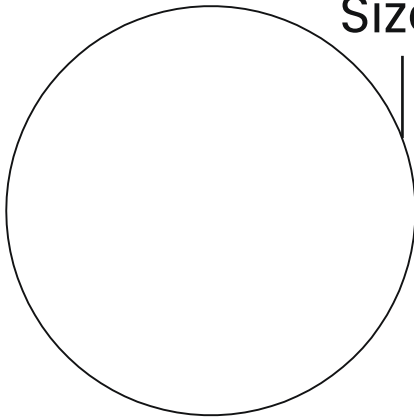
DURABLE SUPPORT FOR PROPANE TANKS + MORE



DOWNLOAD FULL SPECS
& INSTRUCTIONS AT

EZ-CRETE.COM

30" & 25"
Sizes



SPECS:

- Weight: 30" = 75 lbs.
25" = 88 lbs.
- Thickness: 2"
- Concrete: 5000 PSI After 28 days
- Fiber reinforced concrete

INSTALLATION:

Prepare area by removing top layer of grass or dirt

Fill voids in prepared area with sand or gravel

Level PRO-PAD using sand to adjust

Place tank on PRO-PAD

You're done. Nice job!

